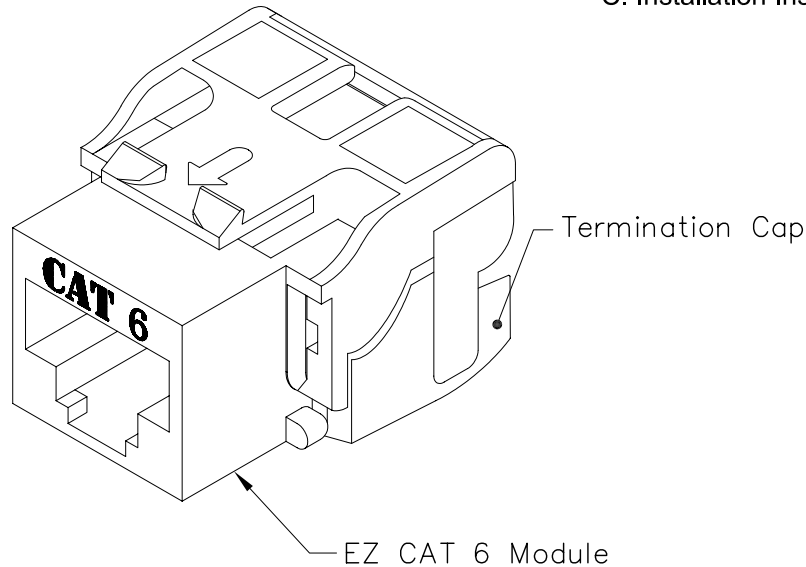


8P8C EZ Category 6 Module

PRODUCT SPECIFICATION

Package includes:

- A. 8P8C EZ Category 6 Module, 1 pc
- B. Termination Cap, 1 pc
- C. Installation Instructions, 1 sheet



Features and Benefits:

- CAT 6 rated connectors provide excellent performance for data networks requiring maximum speed and bandwidth
- PCB technology provides maximum performance and superior signal quality
- Enhanced crosstalk cancellation reduces return loss and improves performance by rejecting noise and unwanted signals
- Exceeds ANSI/TIA/EIA-568-B.2-1 Category 6 connecting hardware requirements
- Engineered to provide 110 IDC in-line, in-sequence termination reducing installation time
- One piece termination cap allows for a quick and easy termination
- Includes an integrated TIA-568A/B color wiring diagram
- Backwards compatible to all lower rated category components
- Compatible with all IC107 faceplates, inserts, surface mount boxes, and blank patch panels
- Compatible with all IC108 furniture faceplates, bezels, and surface mount boxes
- Used with ICC Category 6 ICPCS6 series patch cords and 110 punch down tool ICACSPDT00
- Available in almond, black, blue, gray, green, ivory, orange, purple, red, white, and yellow
- Installation instructions #MSR-0355 included
- UL listed

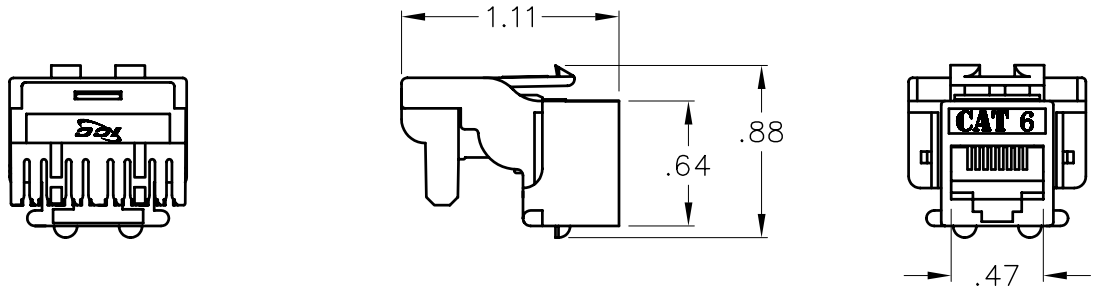
MODULE, CAT 6, EZ

ITEM NO.	IC1078L6XX
DWG NO.	PS1078L600

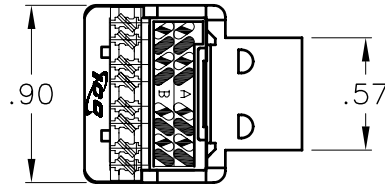
REV.	A
PAGE NO.	1



CUSTOMER CARE / TECHNICAL SUPPORT * CSR@ICC.COM / 888-ASK-4-ICC (275-4422) * 16800 Edwards Road, Cerritos, CA 90703 * Phone 562-356-3111 * Fax 562-356-3100 * www.icc.com



T568B WIRING		T568A WIRING	
5	WHITE/BLUE	5	WHITE/BLUE
4	BLUE	4	BLUE
1	WHITE/ORANGE	1	WHITE/GREEN
2	ORANGE	2	GREEN
3	WHITE/GREEN	3	WHITE/ORANGE
6	GREEN	6	ORANGE
7	WHITE/BROWN	7	WHITE/BROWN
8	BROWN	8	BROWN



NOTE: UNLESS OTHERWISE SPECIFIED

1. CAT 6 MODULE:

A. ELECTRICAL:

- CURRENT RATING: 1.5 AMPS
- INSULATION RESISTANCE: 500 MOHMS MIN
- CONTACT RESISTANCE: 20 MOHMS MAX
- DC RESISTANCE: 0.1 OHM MAX
- TRANSMISSION PERFORMANCE EXCEEDS CATEGORY 6 CONNECTING HARDWARE REQUIREMENTS SPECIFIED IN TIA/EIA-568-B.2-1 WHEN USED WITH COMPATIBLE HORIZONTAL CABLE

CATEGORY 6 CONNECTING HARDWARE REQUIREMENTS												
FREQUENCY (MHz)	1.0	4.0	8.0	10.0	16.0	20.0	25.0	31.25	62.5	100	200	250
NEXT LOSS (db)	75.0	75.0	75.0	74.0	69.9	68.0	66.0	64.1	58.1	54.0	48.0	46.0
FEXT LOSS (db)	75.0	71.1	65.0	63.1	59.0	57.1	55.1	53.2	47.2	43.1	37.1	35.1
RETURN LOSS (db)	30.0	30.0	30.0	30.0	30.0	30.0	30.0	30.0	28.1	24.0	18.0	16.0
INSERTION LOSS(db)	0.10	0.10	0.10	0.10	0.10	0.10	0.10	0.11	0.16	0.20	0.28	0.32

B. MECHANICAL:

- PLUG INSERTION LIFE: 750 CYCLES MIN
- PLUG & JACK CONTACT FORCE: 100 GRAMS MIN USING FCC APPROVED PLUG
- PLUG RETENTION FORCE: 30 LBS MIN
- TEMPERATURE: -40° TO 150° F (-40° TO 68° C)

C. PHYSICALS:

- HOUSING: ABS, UL 94V-0
- JACK WIRING: 50 MICRO INCHES OF GOLD OVER 100 INCHES OF NICKEL
- CONNECTOR: INSULATION DISPLACEMENT CONNECTOR (IDC)
ACCEPTS 23~24 AWG SOLID WIRE

D. COLORS: XX: AL-ALMOND, BK-BLACK, BL-BLUE, GN-GREEN, GY-GRAY, IV-IVORY, OR-ORANGE, PR-PURPLE, RD-RED, WH-WHITE, & YL-YELLOW

2. TERMINATION CAP:

- A. MATERIAL: PC, UL 94V-0
- B. COLOR: CLEAR



MODULE, CAT 6, EZ

ITEM NO.	IC1078L6XX	REV.	A	
DWG NO.	PS1078L600	PAGE NO.	2	

CUSTOMER CARE / TECHNICAL SUPPORT * CSR@ICC.COM / 888-ASK-4-ICC (275-4422) * 16800 Edwards Road, Cerritos, CA 90703 * Phone 562-356-3111 * Fax 562-356-3100 * www.icc.com