



TECHNICAL Practice

TELECOM SOLUTIONS FOR THE 21ST CENTURY

SR-1

**Single Line
Loud Ringer and
Door Chime**

April 16, 2004

Add Loud Ringing to Any Analog Phone

The **SR-1** will generate loud ringing from an analog ringing line or from a dry contact closure. There are 4 different ringing sounds to choose from. Loudness is easily adjusted with a volume control knob and test button.

The **SR-1**'s unique sounding rings are useful for employees that often work away from their desks, allowing them to instantly recognize when their phone is ringing. A second set of contact inputs will trigger a door chime (doorbell) sound. This can be used to notify that a door has opened or used as a door bell or push for assistance button.

The **SR-1** is easy to install and comes complete with a power supply and connections for an optional external speaker.



Phone...715.386.8861

Features

- Loud ringing from an analog line
- Loud ringing from a dry contact closure
- Choose one of four ringing sounds:
 - Electronic warble (traditional loud ringer)
 - Double gong (two identical "gong" tones)
 - Quadruple chime (four descending chime tones)
 - Electronic Bell
- Adjustable volume control
- Provides a door chime tone for either a door bell, door open sensor or "Push for Assistance" button
- Test button for setting volume
- External 8 ohm speaker can be added
- Power supply included

<http://www.vikingelectronics.com>

Applications

- Single line loud ringing
- Night bell ringing
- Business/offices/small warehouses
- Floating employee
- "Push Button for Assistance" chime
- Push button doorbell

info@vikingelectronics.com

Made in the U.S.A.

Specifications

Power: 120V AC/13.8V AC 1.25A, UL listed adapter provided
Dimensions: 140mm x 115mm x 40mm (5.5" x 4.5" x 1.6")
Shipping Weight: 0.75 kg (1.5 lbs)
Environmental: 0°C to 32°C (32°F to 90°F) with 5% to 95% non-condensing humidity
Maximum Sound Pressure: 90 db @ 1 meter (nominal)
105 db with added 25AE Paging Horn
Connections: 6 cage clamp screw terminals

IF YOU HAVE A PROBLEM WITH A VIKING PRODUCT, PLEASE CONTACT: VIKING TECHNICAL SUPPORT AT (715) 386-8666

Our Technical Support Department is available for assistance Monday 8am - 4pm and Tuesday to Friday 8am - 5pm central time. So that we can give you better service, before you call please:

1. Know the model number, the serial number and what software version you have (see serial label).
2. Have your Technical Practice in front of you.
3. It is best if you are on site.

RETURNING PRODUCT FOR REPAIR

The following procedure is for equipment that needs repair:

1. Customer must contact Viking's Technical Support Department at 715-386-8666 to obtain a Return Authorization (RA) number. The customer MUST have a complete description of the problem, with all pertinent information regarding the defect, such as options set, conditions, symptoms, methods to duplicate problem, frequency of failure, etc.
2. Packing: Return equipment in original box or in proper packing so that damage will not occur while in transit. Static sensitive equipment such as a circuit board should be in an anti-static bag, sandwiched between foam and individually boxed. All equipment should be wrapped to avoid packing material lodging in or sticking to the equipment. Include ALL parts of the equipment. C.O.D. or freight collect shipments cannot be accepted. Ship cartons prepaid to: **Viking Electronics, 1531 Industrial Street, Hudson, WI 54016**
3. Return shipping address: Be sure to include your return shipping address inside the box. We cannot ship to a PO Box.
4. RA number on carton: In large printing, write the R.A. number on the outside of each carton being returned.

RETURNING PRODUCT FOR EXCHANGE

The following procedure is for equipment that has failed out-of-box (within 10 days of purchase):

1. Customer must contact Viking's Technical Support at 715-386-8666 to determine possible causes for the problem. The customer MUST be able to step through recommended tests for diagnosis.
2. If the Technical Support Product Specialist determines that the equipment is defective based on the customer's input and troubleshooting, a Return Authorization (R.A.) number will be issued. This number is valid for fourteen (14) calendar days from the date of issue.
3. After obtaining the R.A. number, return the approved equipment to your distributor, referencing the R.A. number. Your distributor will then replace the product over the counter at no charge. The distributor will then return the product to Viking using the same R.A. number.
4. **The distributor will NOT exchange this product without first obtaining the R.A. number from you. If you haven't followed the steps listed in 1, 2 and 3, be aware that you will have to pay a restocking charge.**

WARRANTY

Viking warrants its products to be free from defects in the workmanship or materials, under normal use and service, for a period of one year from the date of purchase from any authorized Viking distributor or 18 months from the date manufactured, whichever is greater. If at any time during the warranty period, the product is deemed defective or malfunctions, return the product to Viking Electronics, Inc., 1531 Industrial Street, Hudson, WI., 54016. Customer must contact Viking's Technical Support Department at 715-386-8666 to obtain a Return Authorization (R.A.) number.

This warranty does not cover any damage to the product due to lightning, over voltage, under voltage, accident, misuse, abuse, negligence or any damage caused by use of the product by the purchaser or others.

Viking's sole responsibility shall be to repair or replace (at Viking's option) the material within the terms stated above. VIKING SHALL NOT BE LIABLE FOR ANY LOSS OR DAMAGE OF ANY KIND INCLUDING INCIDENTAL OR CONSEQUENTIAL DAMAGES RESULTING DIRECTLY OR INDIRECTLY FROM ANY BREACH OF ANY WARRANTY EXPRESSED OR IMPLIED, OR FOR ANY OTHER FAILURE OF THIS PRODUCT. Some states do not allow the exclusion or limitation of incidental or consequential damages, so this limitation may not apply to you.

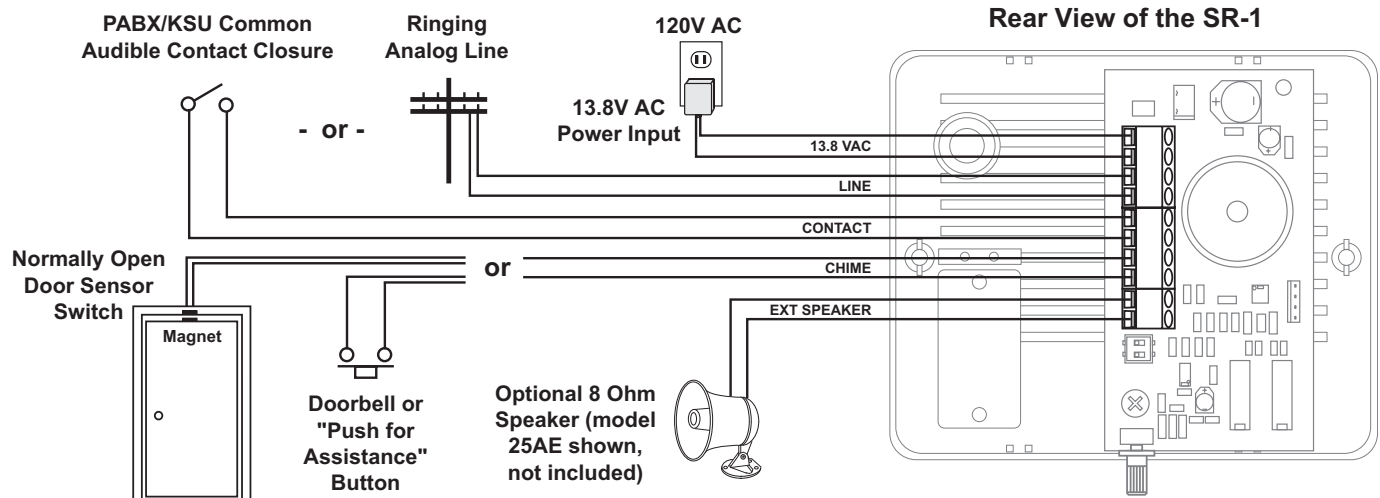
THIS WARRANTY IS IN LIEU OF ALL OTHER WARRANTIES, EXPRESSED OR IMPLIED, INCLUDING THE WARRANTIES OF MERCHANTABILITY AND FITNESS FOR A PARTICULAR PURPOSE, WHICH ARE HEREBY EXCLUDED BEYOND THE ONE YEAR DURATION OF THIS WARRANTY. Some states do not allow limitation on how long an implied warranty lasts, so the above limitation may not apply to you.

PART 15 LIMITATIONS

This equipment has been tested and found to comply with the limits for a Class A digital device, pursuant to Part 15 of the FCC Rules. These limits are designed to provide reasonable protection against harmful interference when the equipment is operated in a commercial environment. This equipment generates, uses, and can radiate radio frequency energy and, if not installed and used in accordance with the instruction manual, may cause harmful interference to radio communications. Operation of this equipment in a residential area is likely to cause harmful interference in which case the user will be required to correct the interference at his own expense.

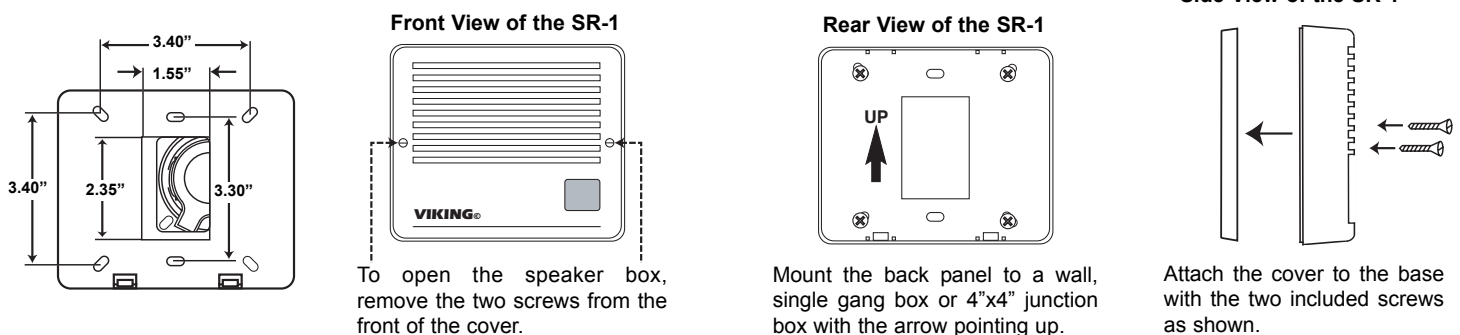
Installation

A. Wiring the SR-1



! IMPORTANT: Electronic devices are susceptible to lightning and power station electrical surges from both the AC outlet and the telephone line. It is recommended that a surge protector be installed to protect against such surges. Contact Panamax at (800) 472-5555 or Electronic Specialists Inc. at (800) 225-4876.

B. Mounting the SR-1



Programming

The **SR-1** contains two different functions: loud ringing and door chime. Use the following sections to program and set-up each function.

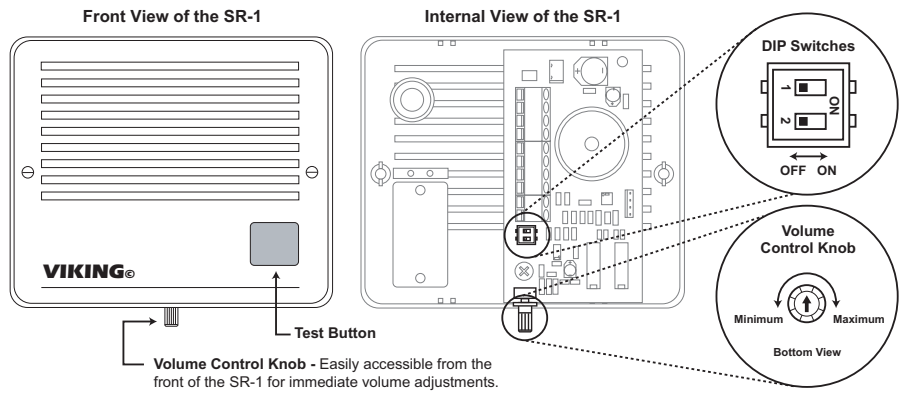
A. Single Line Loud Ringer

1. DIP Switch Programming

Sw 1	Sw 2	Description
OFF	OFF	Electronic Warble
OFF	ON	Double Gong
ON	OFF	Quadruple Chime
ON	ON	Electronic Bell

2. Test Button

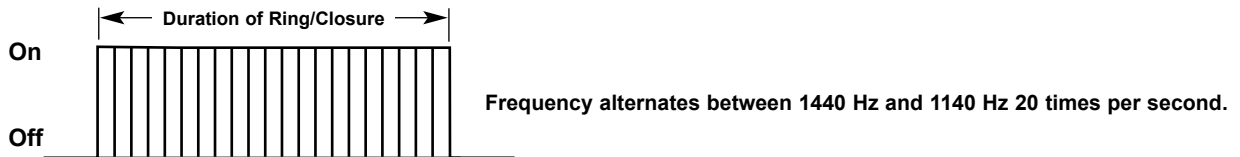
The **Test Button** is used to test the selected tone and set the volume level.



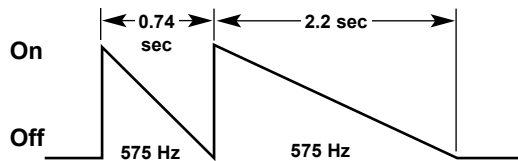
3. Sound Output Specifications for Loud Ringer

All tones require a minimum of 180ms of ringing voltage (or contact closure) to trigger. Once triggered, the electronic warble and electronic bell will run continuously until ringing stops (or contacts open). All other tones (double gong, quadruple chime, and doorbell) will run through their full sequence once and will not cycle again until the ringing stops (or contact opens) for at least 50ms and a second ring signal (or contact closure) triggers them again.

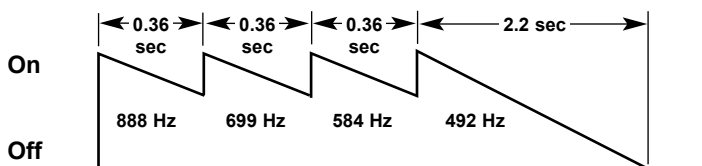
a. Electronic Warble (Traditional Loud Ringer)



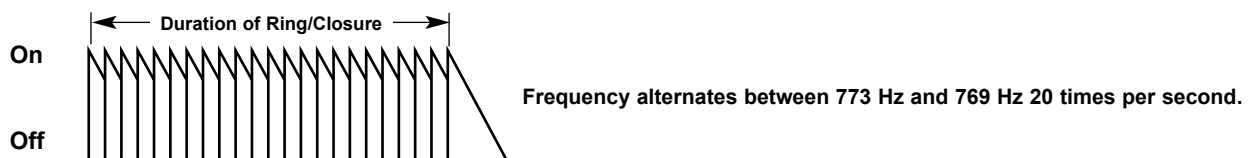
b. Double Gong (Two "Gong" Tones)



c. Quadruple Chime (Four Descending Chime Tones)

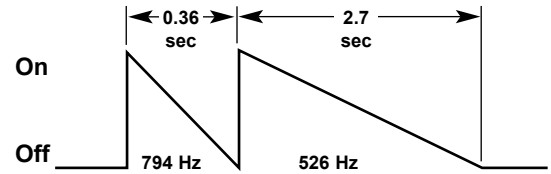


d. Electronic Bell



B. Door Chime

A second set of contact inputs will trigger a door chime (doorbell) sound. This can be used to notify that a door has opened or used as a door bell or push for assistance button. A momentary contact closure on the door chime screw terminals will produce the door chime (Ding-Dong) tones (right).



Operation

The **SR-1** will monitor for ringing on an analog phone line such as a PABX/KSU station and will produce the selected loud ringing tone when ring voltage is detected. A dry contact closure can also be used to trigger the selected loud ringing tone. Select the electronic warble tone (traditional loud ringing) for noisy areas. The softer chime and bell tones work well in less noisy environments. The front panel **Test Button** can be used to easily set the volume level.

A momentary contact closure on the door chime screw terminals will produce the door chime (Ding-Dong) tones. This can be used to notify that a door has been opened, or used as a doorbell, or "Push for Assistance" button.

An external 8 Ohm speaker can be used for greater volume and/or additional coverage.

Related Products



Model 25AE



Model 30AE

The **25AE** and **30AE** paging speakers provide additional economical paging coverage to existing Viking paging/loud ringing units (**PA-2A**, **CPA-7B**, **HF-3W**, **SR-1**, **M2W**) or to any system with an 8 ohm output.

In outdoor, factory or warehouse environments, **25AE** paging horns are the best method of producing understandable sound. In these environments the directional design allows the installer to focus the sound cone down aisles and toward work areas.

In office and restaurant environments, it is best to distribute sound more evenly. Ceiling mounted **30AE** speakers in close proximity offer the best distribution and are cost effective.

Need More Information on the 25AE and 30AE?
Call (715) 386-4345 and select 498.

The **PA-2A** provides loud ringing and paging to electronic key systems, 1A2 Key systems, PABX's as well as No-KSU phones and multiline phones.

Paging is accomplished by connecting the **PA-2A** to a paging port or unused telephone line input (trunk port) of nearly any phone system.

The **PA-2A** will also generate adjustable loud ringing from up to 6 analog lines or from a dry contact closure. Either a loud electronic warble, or one of three other soft chime sounds may be selected. An external "night transfer" switch can be added to turn loud ringing on or off in night bell applications.

The **PA-2A** is easy to install and eliminates the installation of multiple bells, relays and paging cards. The unit comes complete with a power supply, amplifier and (1) paging horn.



Model PA-2A

Need More Information on the 25AE and 30AE?
Call (715) 386-4345 and select 498.

Product Support Line...715.386.8666

Fax Back Line...715.386.4345

Due to the dynamic nature of the product design, the information contained in this document is subject to change without notice. Viking Electronics, and its affiliates and/or subsidiaries assume no responsibility for errors and omissions contained in this information. Revisions of this document or new editions of it may be issued to incorporate such changes.